



## Historic School Project

### Flowerfield School

## Job Descriptions and Responsibilities

### 1. SOAR/Educational Service Unit #13

- a. supervise program
- b. model, instruct, and evaluate instructor
- c. serve as liaison between museum, school district, classroom teachers, and Historic School teacher
- d. ensure that staff development activities associated with experience are available
- e. supervise budget, inventory, and supply acquisition
- f. maintain the integrity of the program
- g. create the schedules
- h. serve as a substitute for instructor as needed

### 2. Historic School Teacher

- a. dress in period-appropriate clothing
- b. be knowledgeable of the historic aspects being presented
- c. plan and present lessons in historic style
- d. participate in staff-development, evaluation, inventory, supply acquisition, and budget sessions
- e. conduct opening exercises and classroom experiences
- f. open the building, prepare facilities, and lock up at the close of the day

### 3. Classroom Teacher

- a. agree to schedule
- b. plan for own transportation
- c. prepare students for the experience by teaching a curriculum preparatory unit, and by providing them with lunch and costume possibilities
- d. prepare name tags, copy books, and parent letters
- e. prepare and teach historic recreational activities during lunch period
- f. prepare and present the penmanship lesson in the original Historic School building
- g. supervise museum experience
- h. complete the experience with follow-up forms
- i. return evaluation forms

**When a task is once begun, never leave it until it is done.**

# Historic School Project Flowerfield School Preparation Checklist For the Classroom Teacher

The classroom teacher will be responsible for the following details:

1. Schedule your visitation through Soar/ESU #13, 254-4677 or email [mkeszler@esu13.org](mailto:mkeszler@esu13.org).
2. Arrange transportation following local district procedures, and double-check several days before the trip. Notifying the school nurse is wise.
3. Inform parents of the trip and student needs (a sample parent letter is provided).
4. Prepare children for the visit by doing the activities; such as those suggested in this guide.
5. Students must provide for themselves:
  - lunches, preferably authentic and carried in a pail
  - simple costumes
  - slate cloth
  - handkerchief
  - drinking cup (paper is allowed)
6. Following the instructions in this guide, the teacher or class will prepare and provide for each student:
  - name tags, print the first names large, use string or safety pins to attach to students
  - copy books for penmanship
7. Collect permission slips to attend the held trip (if required by your district)
8. Prepare to teach the penmanship and recreation activities during the Flowerfield School Day
9. Complete an evaluation of the program after your return

No telephone is available at the Banner County Museum site. In case of emergency call Banner County Consolidated Schools at Harrisburg, 436-5262 and they will take a message. Other inquiries can be directed to SOAR, ESU #13, 1114 Toledo, Sidney, Nebraska 69162, 308-254-4677 or email [mkeszler@esu13.org](mailto:mkeszler@esu13.org).

**Well done is better than well said.**

# A Note from the Teacher

## Historic School Project

### Flowerfield School

Sponsored by  
SOAR  
Sharing Opportunities and Resources  
Educational Service Unit # 13  
And  
Banner County Historical Society

Date \_\_\_\_\_

Number of students \_\_\_\_\_

School \_\_\_\_\_

Teacher \_\_\_\_\_

Principal/Head Teacher \_\_\_\_\_

---

---

---

---

---

---

---

---

---

# Historic School



**Nebraska L.E.A.R.N.S. Standards Addressed:**

- 4.1 Compare communities over time
- 4.2 Past contributions of peoples to Nebraska
- 4.4 Compare daily life in past and present
- 4.9 Historical map
- 4.10 Migration patterns in Nebraska
- 4.11 Significant individuals
- 4.12 Historical analytical skills

**OBJECTIVES:**

- A. To provide children with knowledge and feelings relating to education in Nebraska 100 years ago.
- B. To provide background for students and teachers to evaluate education today through comparison to education 100 years ago.

**EVALUATION:**

Please check the appropriate box to rate these aspects of the Historic School Project. Please feel free to add your comments and suggestions.

	Excellent	Satisfactory	Inadequate
Curriculum Guide			
Objectives met			
Instruction			
Facilities			
Overall rating of the day			




Dear Parents,

Your child will have a visit for a day at the one-room, 1888 Flowerfield School which has been restored as authentically as possible by SOAR/Educational Service Unit #13's Historic School Project with the cooperation of the Banner County Historical Society at Harrisburg, Nebraska. This old schoolhouse helps to preserve a part of America's heritage for school children. The children will step back in history and actually experience school as it was over 100 years ago.

Our class will prepare for the visit by studying the early settlers in our area. We will need your help, especially in preparing an historic lunch for your child. He/she will need a "lunch pail" which may be made from shortening cans, coffee cans, or syrup cans. Suggestions for food to put in the lunch pails includes corn muffins, cold pancakes, cheese, dried or cold meat, hard boiled eggs, fresh fruits (dried apples were a pioneer staple), carrots, and cookies. Please send a paper cup or small drinking cup. Water will be available at the school. Food may be wrapped in brown paper or cloth to keep it "authentic." I have other suggestions and recipes if you are interested.

We will try to dress in clothing suggestive of the turn of the century. Girls may wish to wear an apron or pinafore over a mid-calf or longer skirt, and a bonnet or big bow in their hair. Boys may wear long sleeve plaid shirts, jeans and suspenders, bib overalls or pants rolled up like knickers. A handkerchief will be expected since Kleenex wasn't available in 1888!

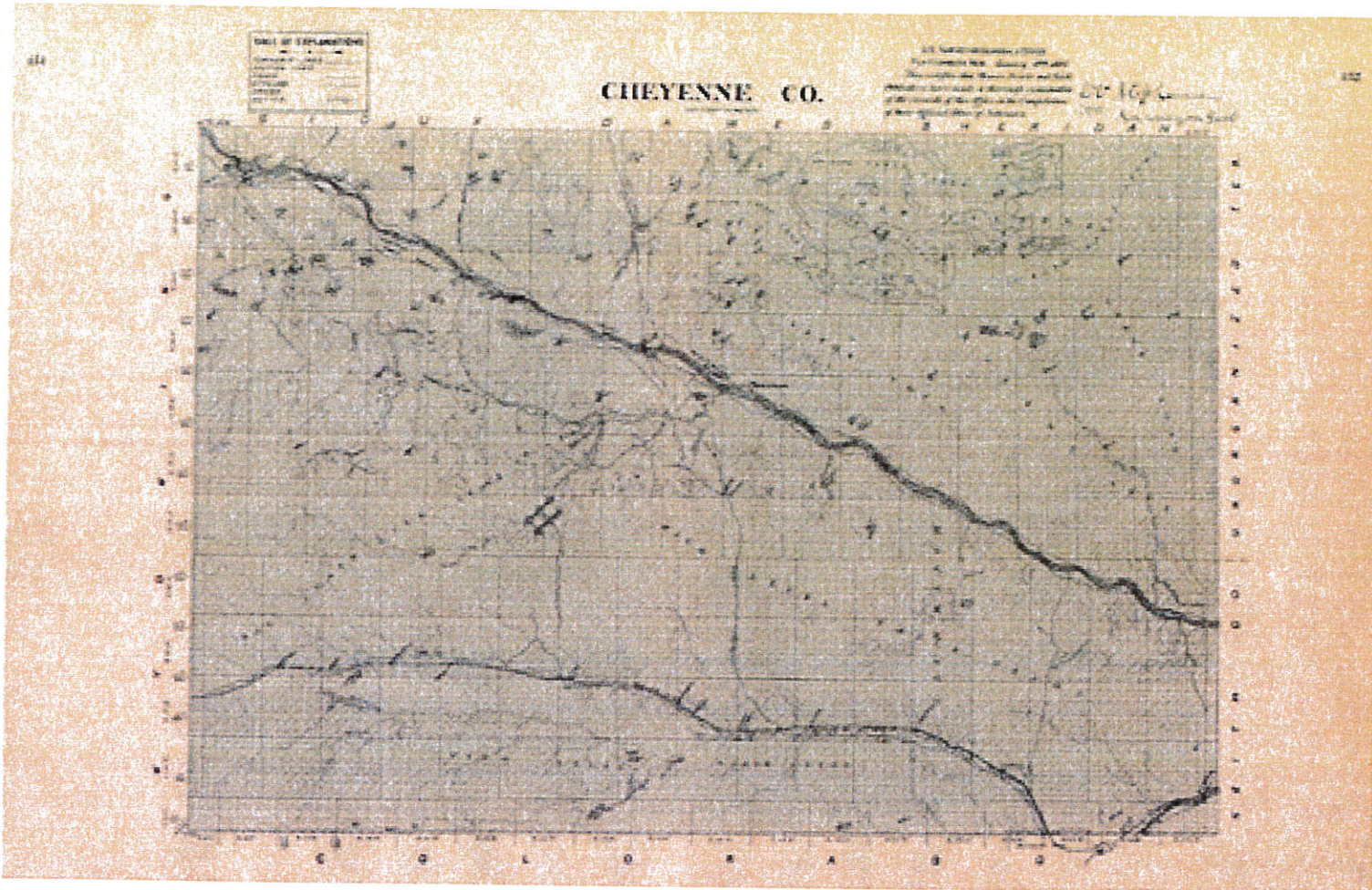
Thank you for your help in making this event truly a memorable learning experience for your child.



We will be visiting Flowerfield School on

---





## BACKGROUND INFORMATION

The trip to Harrisburg takes approximately 30 minutes from Scottsbluff. The road passes by points of interest and landmarks which often served as namesakes for the various communities during the early immigration period.

Pumpkin (punkin) Creek was once known as Gonneville Creek, named for the French Canadian trapper who was killed by Indians somewhere along the creek in pre-settlement days.

Gonneville, probably the first white man in the area, was with Bissonette at the time the immortal bones of Hiram Scott were found at the base of the bluff. The name was changed by early cattlemen because a small gourd resembling wild pumpkins grew along its banks. Small shiny fish there were also called "pumpkin seeds."

The Pumpkin Creek valley for a time was challenging the Kimball area for the biggest population boom in western Cheyenne County. Kimball had a character who ran a livery stable. He loved to "rub a little salt in the wounds" of those who hated to see the population swing to the north. He would sing at the top of his voice every morning,

"Sidney, Potter, Kimball, all combined  
If you ain't got a gal on Pumpkin Creek  
Ya ain't no friend of mine."

Pumpkin Creek, with abundant good water and lush grass, was a mecca for early settlers and stockmen. The development of pivot irrigation has dropped the water level to where the creek is now completely dry in most of Banner County.



## Travel Activities

1. Prepare students for the trip by discussing landmarks and points of interest along the route. Others are included in the spelling and vocabulary list.

### Spot the Landmarks

Robidoux Pass Road	Gering Valley Drain
Wildcat Hills Recreation Area	New Stage Hill Road
LaGrange Turnoff	Pumpkin Creek Road
Junction Hwy 88 and 71	Scotts Bluff/Banner county line
Banner County Museum marker	Wildcat Hills
Old Stage Hill Road	Sandberg Implement
Court House	Wild Game Reserve
Minuteman missile silo	Sugar beet fields
Oil wells	Center pivot irrigation
Storage tanks	High voltage lines
Windmill	Transformer
Grain bin	Tiny well house
Pond	Deer
Meadowlark	Sparrow
Cattle	Turkey
Buffalo	

2. Encourage students to name landmarks and points of interest in your area. Ask old timers to point them out and relate the stories behind them. A local history tour or pamphlet could be developed and presented to the Chamber of Commerce to include in future tourism promotions.
3. Teach children games to play on the bus such as "I Spy." Pairs of students find something that starts with each letter of the alphabet, in turn. Example: "I spy an A-apple tree. I spy a B---buffalo."
4. Ask the children to be especially observant on their trip as preparation for journal writing and art activities later.
5. The multiple choice activity "Points to Ponder" is included in this guide as a possible follow-up activity. Correctly chosen, the responses spell SCHOOL DAYS.

*There is more trouble in having nothing to do than in having much to do.*

# DIRECTIONS TO FLOWERFIELD SCHOOL

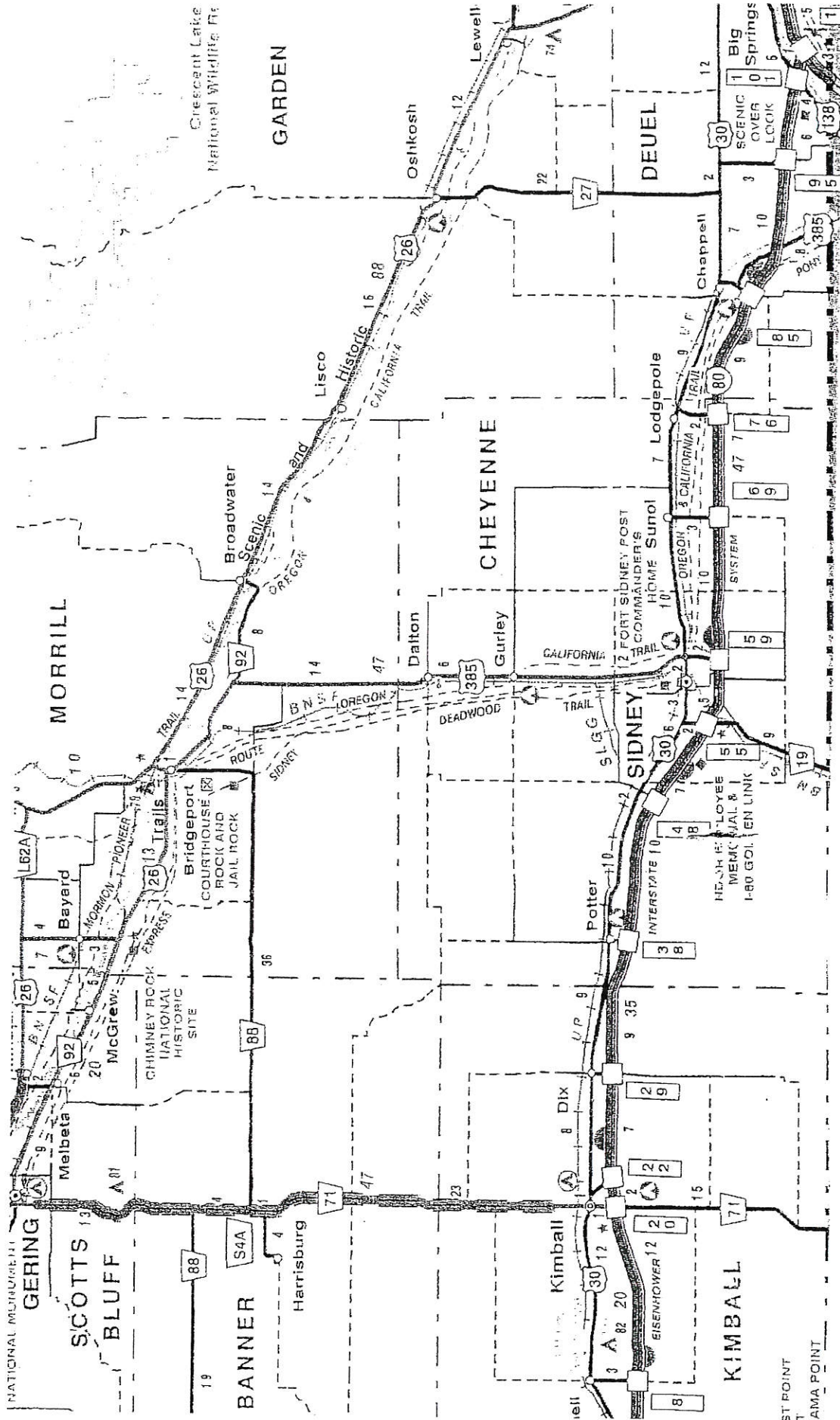
Located at  
Harrisburg, Nebraska  
Banner County Historical Society Museum Complex  
Between  
Clausen and Park Streets, on Pennsylvania Avenue

Take Highway 71 south from Gering OR north from Kimball. Watch for the Harrisburg road sign. Turn west. Follow the road around a big curve until you reach the "BCHS" sign, Banner County High School. Turn right. This will bring you to the village of Harrisburg. Stop at the brick Harrisburg Community Church. Let the children off to walk to the school by following the road until you see the large metal building which is the museum machine shop. The Flowerfield teacher will ring the school bell from the steps of the white building. Students may run across the lawn to get to school on time!

Refer to the two maps included in the packet. Arrows indicate the route.

*The worst wheel on the cart makes the most noise.*





Crescent Lake  
National Wildlife Refuge

GARDEN

MORRILL

CHEYENNE

DEUEL

GERING

SCOTTS  
BLUFF

BANNER

Kimball

KIMBALL

SIDNEY

ST. POINT  
TAMA POINT

# VILLAGE OF HARRISBURG

